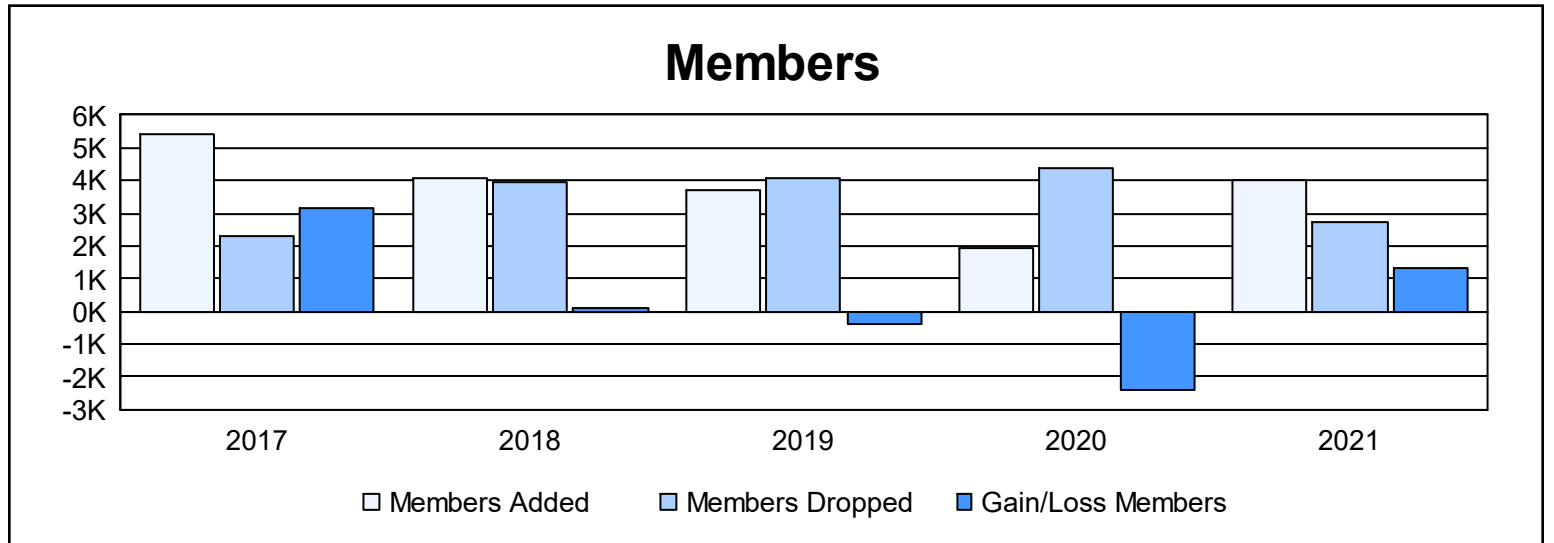
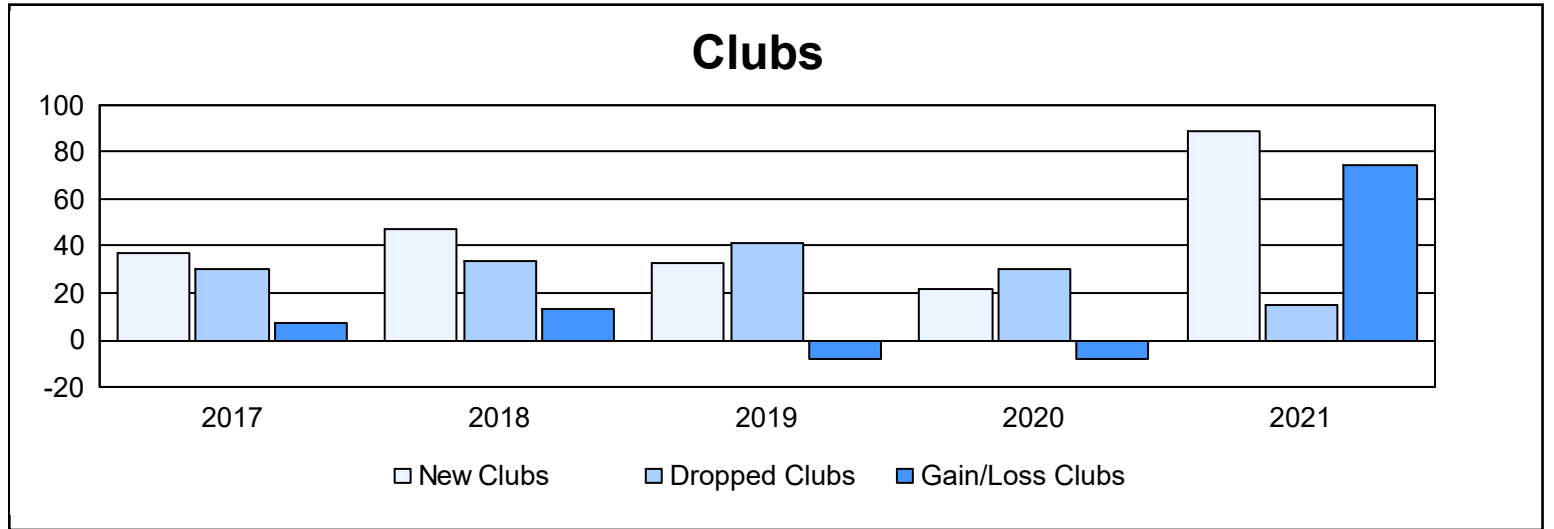
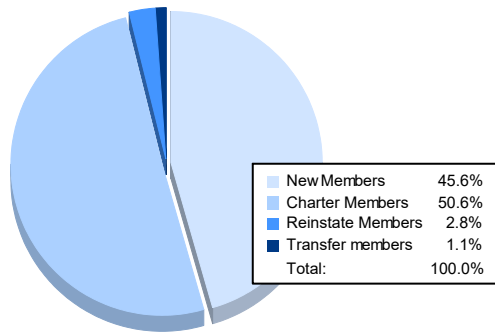


Year	New Clubs	Dropped Clubs	Gain/ Loss Clubs	New Members	Charter Members	Reinstate Members	Transfer Members	Total Member Added	Total Members Dropped	Gain/ Loss Members
2016-2017	37	30	7	3,989	1,098	173	161	5,421	2,288	3,133
2017-2018	47	34	13	2,696	1,115	241	26	4,078	3,968	110
2018-2019	33	41	-8	1,853	1,253	172	421	3,699	4,070	-371
2019-2020	22	30	-8	1,077	604	168	102	1,951	4,369	-2,418
2020-2021	89	15	74	1,834	2,035	111	45	4,025	2,722	1,303
<b>Average</b>	<b>46</b>	<b>30</b>	<b>16</b>	<b>2,290</b>	<b>1,221</b>	<b>173</b>	<b>151</b>	<b>3,835</b>	<b>3,483</b>	<b>351</b>



### Membership Composition June 2021 Cumulative



### Gender Composition June 2021 Cumulative

